



















<b>KEY</b> 01A ADVANCED WARNING ACCESS TO ROAD AHEAD CLOSED ON — TO — — FOR — DAY/S FROM — TO —	 01	 02	 04	 06	 08	 10	 12	 14	 15
	 ROAD CLOSED	 03	 05	 07	 09	 11	 13	 14	 15



BARRIERS,  
CONES AND  
FLASHING LAMPS  
REQUIRED EACH  
END OF ROAD  
CLOSURE



16



17



18



19

Contains OS data Crown copyright and database rights 2018



**A-Plant Lux Traffic Control & Management**  
 Kemble Airfield Enterprise Park  
 Cirencester Road  
 Kemble  
 GL7 6BQ

NOTES






1 ALL EQUIPMENT SHALL BE APPROVED AND SHALL COMPLY WITH THE DEPARTMENT OF TRANSPORT SPECIFICATION MCE0111 THIS DRAWING DOES NOT SHOW THE NORMAL ROADWORKS SIGNING THAT WILL BE REQUIRED (chapter 8)

2. ALL SIGNS TO BE IN ACCORDANCE WITH TSGRD 2002 AND TO MINIMUM CLASS 2 RETROREFLECTIVE

3. MINIMUM HEIGHT OF LETTERING TO BE 60MM AND SIGN BOARDS TO BE MIN 1000MM\*750MM WHERE APPROPRIATE

THIS DRAWING IS PROTECTED BY COPYRIGHT AND THE INFORMATION CONTAINED THEREIN IS CONFIDENTIAL. THE DRAWING MAY NOT BE COPIED AND THE INFORMATION CONTAINED THEREIN MAY NOT BE USED, OR DISCLOSED TO A THIRD PARTY, WHOLLY OR IN PART WITH THE WRITTEN PERMISSION OF APLANT LUX TRAFFIC CONTROLS LTD

CROWN COPYRIGHT DATA REPRODUCED BY PERMISSION OF THE CONTROLLER OF HMSO					
<b>CLIENT DETAILS</b>		<b>REP/DEPOT</b>	<b>DRAWN BY</b>		<b>ADDRESS</b>
OPENREACH		NR/233	JH		WINDMILL LANE EAST AT HILLBARN FARM TO JCN WITH C197 SHALBURNE ROAD SN8 3PR
<b>AMEND NO</b>		<b>SHEET NO.</b>	<b>DATE</b>		
00		1 OF 1	28/11/2018		
SUITABLE TIME TO UNDERTAKE THE WORKS					
<b>OFFPEAK</b>	<b>NIGHT</b>	<b>WEEKEND</b>	<b>WEEKDAY</b>	<b>24 HOUR WORKS</b>	
	2100-0600		0800-1700		
<b>X</b>				<b>BUS ROUTE AFFECTED</b>	

<b>KEY</b>	
	ROAD CLOSURE
	DIVERSION ROUTE
	ANTI-CLOCKWISE DIVERSION
	CLOCKWISE DIVERSION
	ROAD CLOSURE SIGN
<b>ROAD CLOSURE LENGTH APPROX</b> 643M	
<b>ROAD CLOSURE WIDTH APPROX</b> 4M	
<b>HIRE ADVICE</b>	233-S003180